



GREATER EASTSIDE

Q1 2017 review

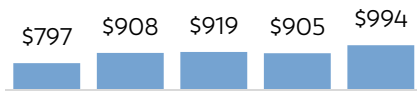
a quarterly report on single family
residential real estate activity



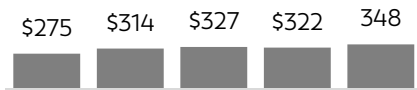
Q1 2017 EASTSIDE *quarter in review*

EASTSIDE SOUTH *S of I-90*

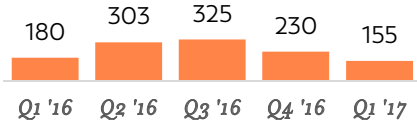
Average Sale Price (Thousands)



Per Square Foot



of Sales

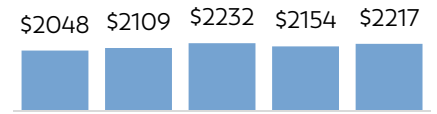


Eastside Q1
Median Sale Price:
\$835,000

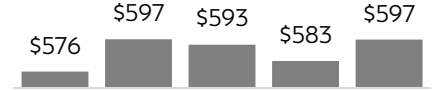


WEST BELLEVUE *W of I-405*

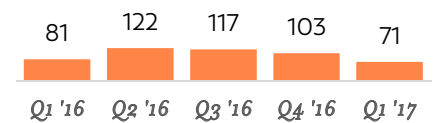
Average Sale Price (Thousands)



Per Square Foot

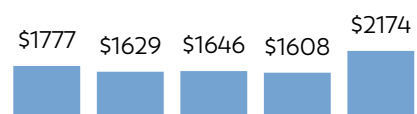


of Sales

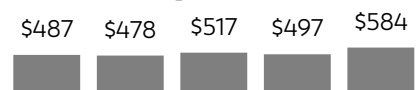


MERCER ISLAND

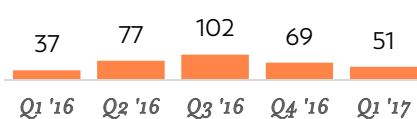
Average Sale Price (Thousands)



Per Square Foot



of Sales



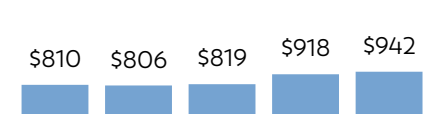
What It Costs To Live Here

Eastside South	\$3,508
Mercer Island	\$6,334
West Bellevue	\$8,225
East Bellevue	\$3,080
East Lk Sammamish	\$3,267
Redmond	\$2,982
Kirkland	\$3,674
Juanita-Woodinville	\$2,573

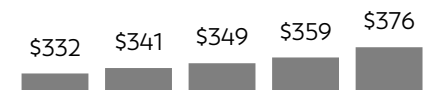
Average monthly mortgage payment based on the median sale price and current 30-year fixed-rate mortgage interest rate with 20% down, not including taxes and insurance.

EAST BELLEVUE *E of I-405*

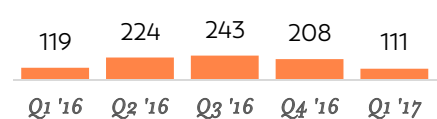
Average Sale Price (Thousands)



Per Square Foot

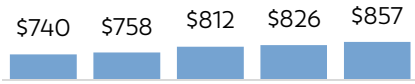


of Sales



EAST OF LAKE SAMMAMISH

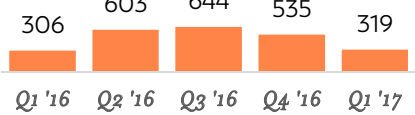
Average Sale Price (Thousands)



Per Square Foot



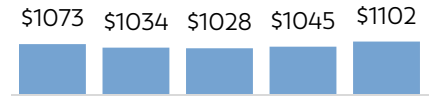
of Sales



Q1 marked aggressive price growth in nearly all neighborhoods as our seller's market abounds.

KIRKLAND-BRIDLE TRAILS

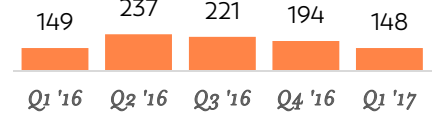
Average Sale Price (Thousands)



Per Square Foot



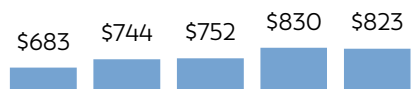
of Sales



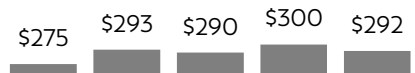
Driven by a continued strong seller's market, the Eastside's Median Sale Price was up 15.2% over Q1 2016.

REDMOND-CARNATION

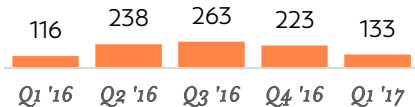
Average Sale Price (Thousands)



Per Square Foot

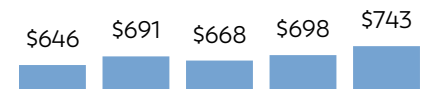


of Sales



JUANITA-WOODINVILLE

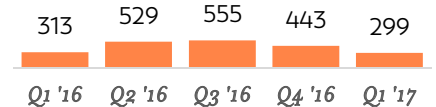
Average Sale Price (Thousands)



Per Square Foot



of Sales



WAIT THERE'S MORE! HOMES & STATS ONLINE



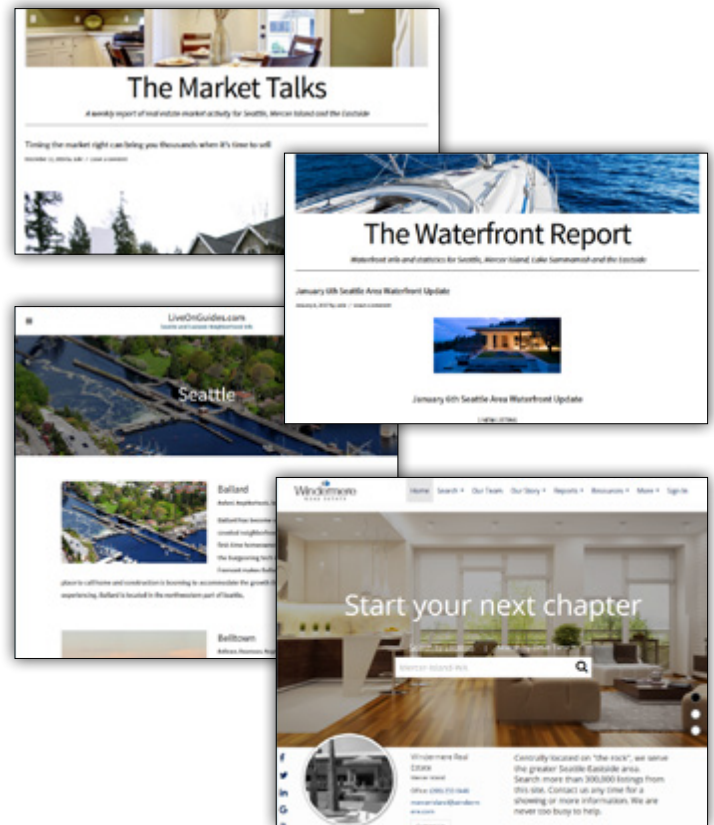
While having a historical perspective like this review is valuable, you may be looking for real-time information on today's real estate market. If so, your search is over!

We publish weekly reports to **TheMarketTalks.com**, providing a summary analysis of what's happening in 16 different micro-markets, including Eastside areas.

Interested in what's happening with waterfront properties? We are too! That's why we analyze waterfront sales each month and post results at **TheWaterfrontReport.com**.

Easily compare neighborhoods on **LiveOnGuides.com** with local info including maps, links and school data.

You can search for every property listed for sale—by any real estate company—on **WindermereMercerIsland.com**.



Data prepared and analyzed by Windermere Real Estate/Mercer Island from NWMLS provided data. For questions or comments, email Julie Barrows at julie@windermere.com. ©2011-2017 Windermere Real Estate/Mercer Island



JAY AGOADO

425-260-0715 jay@jayagoado.net www.jayagoado.net